



Bulletproof: MOXY 3 Gallon Kit

Ver. 1 | September 8, 2025



Product Overview

MOXY is a high-solids, two-component, self-leveling epoxy coating designed to improve the appearance of concrete floors. It can be mixed with colorants or metallic powders to deliver opaque or decorative finishes, while providing excellent chemical resistance, mechanical strength, and long-term durability.



Key Benefits

- ✓ 100% solids epoxy system with no solvents and very low VOC
- ✓ Excellent adhesion to concrete, plywood, and existing coatings
- ✓ High compressive and tensile strength for demanding environments
- ✓ Durable, abrasion-resistant finish with Shore D hardness of 85–90
- ✓ Compatible with metallic pigment systems for decorative finishes
- ✓ Multiple coat compatibility with strong inter-coat adhesion
- ✓ Easy to clean, dense surface resistant to bacteria and moisture



Application Areas

- Garage floors
- Commercial kitchens
- Manufacturing facilities
- Showrooms
- Laboratories
- Grocery stores
- Restrooms
- Basements
- Locker rooms
- Kennels



Mixing & Installation

- Mix ratio (by volume): 2A:1B
- Mix ratio (by weight): 100:43
- Pre-condition components to $\geq 50^{\circ}\text{F}$ (10°C) before mixing
- Mix with low-speed drill (300–450 RPM) for 3 minutes, scraping sides/bottom
- For metallic systems: add pigment (Part C) to Part A first, then Part B
- Apply with squeegee and roller in uniform coats
- Only mix quantities that can be applied within pot life



Performance Specs

- Solids: 100% (by weight and volume)
- Pot Life: 15–20 minutes @ 77°F (25°C)
- Gel Time (100 g): 45–60 minutes @ 77°F (25°C)
- Application Temp: $59\text{--}86^{\circ}\text{F}$ ($15\text{--}30^{\circ}\text{C}$)
- Shore D Hardness: 85–90
- Tensile Strength: 6,500 psi (ASTM D638)
- Compressive Strength: 11,000–12,500 psi (ASTM D695)
- Adhesion: >300 psi, substrate rupture (ASTM D4541)
- Abrasion Resistance: 0.10 g loss (CS17, 1000 g, 1000 cycles, ASTM D4060)
- Elongation: 3–5% (ASTM D638)



Technical Overview

MOXY is a self-leveling epoxy coating that provides a glossy finish with excellent mechanical properties and chemical resistance. It offers long-lasting durability while maintaining its decorative appearance.

Advantages

- 

High Solids, Low VOC

100% solids, solvent-free, very low VOC, suitable for interior use
- 

Durable & Abrasion Resistant

Shore D hardness of 85–90 with excellent chemical and mechanical resistance.
- 

Improved Adhesion

 - Bonds strongly to concrete, plywood, and existing coatings.
- 

Multiple Coat Compatibility

May be recoated onto itself with excellent inter-coat adhesion.
- 


Versatile Application

Works with metallic pigments, clear systems, or solid colors.
- 


Easy to Clean

Dense surface resists bacteria and moisture.


Application Tools

- 


Low-speed Drill with Paddle Mixer

Use a low-speed drill with paddle mixer for proper component blending. Mix for 2 ½ to 3 minutes MAX. Overmixing will cause product to cure MUCH quicker.
- 

18" Roller

Immediately back-roll to achieve uniform film thickness
- 

Squeegee

Apply mixed product tightly as a thin film using a rubber rake, then back-roll to obtain a uniform coating. Avoid puddling.
- 

Spiked Shoes

Worn during application to allow installers to walk across wet epoxy without leaving marks. Essential for even distribution and back-rolling, and they help reduce the risk of disturbing the coating during installation.

Disclaimer

All data provided is based on laboratory testing and field experience. Results may vary depending on substrate conditions and application methods.

System Type & Mixing

- Two-component epoxy system
- Mix ratio by volume: 2A : 1B
- Mix ratio by weight: 100 : 43
- Gel time: 45–60 min @ 77°F (25°C), 100 g mass
- Pot life: 15–20 min @ 77°F (25°C), 1–1.5 gal batch
- For metallic finishes: add Part C (pigment) to Part A, mix thoroughly, then add Part B

Surface Preparation

- Old concrete:**
- Must be mechanically prepared (shot blasting, grinding, or sand blasting)
 - Remove oils, sealers, curing agents, waxes, or other contaminants
 - Repair cracks/imperfections with Bulletproof C4
- New concrete:**
- Minimum 30 days cure time
 - Compressive strength ≥25 MPa (3625 psi)
 - Traction resistance ≥1.5 MPa (218 psi)
 - Surface laitance must be removed by shot blasting or grinding
- Conditions:**
- Substrate temperature 59–86°F (15–30°C)
 - Max relative humidity 85%
 - Substrate moisture <4%
 - Protect from condensation/water during first 24 hours

Coverage Rates

- Primer coat (6–8 mils): ~200 ft²/gal
- Finish coat (30–32 mils): ~50 ft²/gal (metallic systems)

Cure Times

- (Temperature dependent)
- 50°F (10°C): Foot traffic 30 h, Light traffic 5 d, Full cure 10 d
 - 68°F (20°C): Foot traffic 24 h, Light traffic 3 d, Full cure 7 d
 - 86°F (30°C): Foot traffic 16 h, Light traffic 2 d, Full cure 5 d

Performance Testing

- Solids content: 100% by weight & volume
- Specific gravity (mix): 1.14
- Viscosity (mix @ 77°F): 650–750 cps
- Shore D hardness: 85–90 (ASTM D2240)
- Tensile strength: 6,500 psi (ASTM D638)
- Compressive strength: 11,000–12,500 psi (ASTM D695)
- Bond resistance: >300 psi, substrate rupture (ASTM D4541)
- Abrasion resistance: 0.10 g loss (CS17, 1000 g, 1000 cycles, ASTM D4060)
- Elongation: 3–5% (ASTM D638)
- Water absorption: 0.3% (ASTM D570)
- VOC: 45 g/L mixed (Part A: 30, Part B: 15)

Storage & Shelf Life

- Shelf life: 12 months in unopened factory-sealed containers
- Protect from extreme cold, heat, and moisture
- Store away from sunlight and fire hazards

Warnings & Limitations

- Do not apply on wet or porous surfaces where moisture transfer may occur
- Avoid exterior use at ground level
- Protect from humidity and condensation during cure
- Surface discoloration may occur under UV exposure
- Once hardened, material can only be removed mechanically

TDS Ver. 1.0 | Sept. 8th, 2025 | Subject to change without notice.